




Lutz Children's Museum Teacher Newsletter 2004—2005



Teacher Roundtable

We would like to offer area teachers a wonderful opportunity to become involved in a unique community collaboration. We are looking for teachers of students from preschool to grade five from Manchester and surrounding towns that are willing to join a newly-formed Teacher's Advisory Council. Twice a year, once in the fall and once in the spring, you will come to the museum, eat pizza, and allow us to hear your ideas.

If you are interested in finding out more about the Council, please call Michelle at 643.0949 x14.



Get Back to Nature

The Oak Grove Nature Center is a nature reserve on fifty-two acres with walking trails, a pond, and covered bridge. The Town of Manchester owns the land and maintains it for the general public. The Lutz Children's Museum constructed the teaching facility there in 1969 and continues to operate it in conjunction with the Manchester Board of Education. A wide variety of classes and workshops related to nature and wildlife conservation will be available in the spring.



LCM Undertakes Major Kit Renovation Project

The Lutz Children's Museum is in the process of creating new educational loan kits for area teachers. As part of this project, the old kits will be completely dismantled. Our new kits will feature teacher's manuals that include activities matched to state content standards, digital photos of artifacts for easier identification, and much more.

This project will continue a long-held tradition of loaning museum educational kits to area schools and teachers that was begun by our founder, Hazel Lutz, over fifty years

ago and is one that we are proud to uphold.

If you are interested in helping out with this project, or in joining the Teacher's Advisory Council, please call Michelle at 643.0949 x14.

Our thanks go out to the Institute for Museum and Library Services (IMLS), the Connecticut Humanities Council, and Museum and Collector Resource for their invaluable financial and technical assistance on this project.



Fossils are one type of artifact you may find in our kits.



Museum Teaching Staff

Marcie Charest

*Educational Services
Manager*

mcharest@lutzmuseum.org

Michelle LaGrave

Humanities Curator

mlagrave@lutzmuseum.org

Stephanie Radowitz

Animal Curator

sradowitz@lutzmuseum.org

Bea White-Ramirez

Museum Educator



How to Book a Museum Outreach Program

**Ready to book your Outreach Program?
Call us at 860.643.0949 x10
Please have the following information
ready:**

- Contact name, telephone number
- School/organization name, address, telephone number
- Number of children
- Grades/ages
- A few possible dates/times for your program
- Any special needs
- Method of payment: Cash, Check or Credit Card

- A member of our staff will help you select a date and answer any questions you might have.
- If you wish to custom design a program for your class or group, a member can direct your call to the appropriate curator.
- The fee per program is \$100 plus 37.5 cents a mile. (The mileage rate is subject to change)
- There is a maximum of 25 students per program.

Museum Outreach Programs for Grades K—2

FAMILY HERITAGE

What does it really mean to be an “American”? In this lesson, we’ll talk about our individual family heritages and learn how we came to be such a diverse community. A special focus on Mexican heritage will be illustrated with clothing and artifacts from the museum’s collection and a special activity.

Social Studies

Content Standards 1, 2, 3, 4, 8, 11, 12



SCHOOL DAYS OF LONG AGO

Students will compare and contrast modern and historic methods of discipline and teaching as well as subjects of study. We’ll even try out a quick lesson or two! This lesson is taught by costumed interpreters.

Social Studies

Content Standards 1, 2, 3, 4, 11



IN YOUR BACKYARD

Everybody loves to see wild animals living right in their own backyard. This lesson will focus on animals we might see at home or living around Connecticut. We will also get to meet some live animals from the museum’s collection.

Science

Content Standards K2, A4, A6; 1.2, A14

INTRODUCTION TO THE ANIMAL KINGDOM

Using both live animals from the museum’s animal collection and animal artifacts, we will compare the major vertebrate animal groups and take a hands on approach to discussing the differences. Children will have the opportunity to touch and observe all related artifacts (living or non-living).

Science

Content Standards A1, B3, B4, C1, C3, C4, C10, C11



INSECT ADVENTURE

Six legs! Eight legs! A hundred legs! Oh my! We’ll learn all about the creepy crawlies that live around us through stories, hands-on encounters with live creatures, creepy crawly hunts and more special activities.

Science


Content Standards A INQ.1, A INQ.4, A INQ.6, A INQ.9, K.1, K.2, 1.2, 1.3

Museum Outreach Programs for Grades 3—5

DETECTIVES OF THE PAST

Historical archaeologists are like detectives of the past. They use a variety of skills and methods to discover new information about how people lived long ago. In this lesson, we'll use nineteenth and twentieth century artifacts to try out some of these techniques.

Social Studies Content Standards 1, 2, 3, 4



SCHOOL DAYS OF LONG AGO

Students will compare and contrast modern and historic methods of discipline and teaching as well as subjects of study. We'll even try out a quick lesson or two! This lesson is taught by costumed interpreters.

Social Studies Content Standards 1, 2, 3, 4, 11

TO MOVE OR NOT TO MOVE?

Role-played by a costumed staff member, Mrs. Chapin must decide with the help of the students whether to move with her family from her small, rural town to Manchester, the "City of Village Charm".

Social Studies Content Standards 1, 2, 3, 4, 9, 11

WEB OF LIFE

Who eats who? Find out what a food chain is and some significant parts of it by playing a food chain game enjoying a visit from some of the LIVE members of this fascinating web of life.

Science Content Standards 3.2, B3, B4; 4.2, B10

WHO LIVES THERE?

Whether in water or on land, animals learn to adapt to obtain everything they need in their habitat. Using live examples we will discuss different habitats and which critters make their homes in them. Children will have an opportunity to touch live animals as well as artifacts.

Science Content Standards: 3.2, B3, B4; 4.2, B11; 5.2

Animal Programs for Everyone!

Meet the Animals

Would your group like to meet a snake or perhaps a chicken? A museum educator will visit your group with live animals from the museum's animal collection as well as animal artifacts. Your group will compare the major vertebrate animal groups (animals with bones) and take a hands-on approach to discovering their

differences. Your group will have the opportunity to touch and observe all related artifacts (living or non-living). Please call 860.643-0949 to book a program for today! Specific animals can be requested.

A great opportunity for your group to meet animals up close and personal!

'Adopt' - An-Animal

The museum maintains a collection of live animals, which are used for the enjoyment and education of our visitors. Our animal ambassadors also go out and visit children as part of our outreach programs. To keep these hardworking creatures in the best possible conditions costs money, so we created a program to help support the care of our animals. For a small adoption fee, an individual, family, or group can adopt for a set period of time. You get to pick the animal and the time period and receive: an information sheet about the animals, an adoption certificate, a picture of the animal, and your name

next to the animal's cage during the adoption period. Call the museum at 860.643.0949 for a detailed brochure about the program. 'Adopt'-An-Animal makes a great gift or classroom community service project!



Chuckles, the groundhog, is just one of the animals your class can "adopt!"

Visit the Museum

- Group Visits and Focus Programs are offered Tuesdays and Wednesdays starting at 9:30 am.
- Minimum group size is 10 students. We recommend one adult for every 5 students.
- **Individual and Family Memberships cannot be used for group visits.**
- **A Non-Refundable Deposit is required to reserve your date/time** (See Below.) We will mail a confirmation packet when we receive your deposit. You may pay your balance when you arrive.
- Teachers are welcome to visit the museum *free of charge* prior to their visit.

Ready to book your visit?

Call us at 860.643.0949 x10

Please have the following information ready:

- Contact name, telephone number
- School/organization name, address, telephone number
- Number of children
- Grades/ages
- A few possible dates/times for your visit
- Do you plan to visit the gift shop?
- Any special needs
- Method of payment—Cash, Check or Credit Card

Self Guided Group Visits

Self Guided Group Visits allow you to bring a group of students to the museum for a non-facilitated visit, at a group rate. After a brief orientation, the group can explore the Museum at its own pace.

- \$4.00 per student
- **\$30 deposit required to hold date and time.**
- **CHAPERONES ARE FREE!**

Focus Programs

Focus Programs offer your group one in-depth 45 minute program of your choice and exploration time in the museum.

- \$6.00 per student
- **\$30 deposit PER PROGRAM required to hold time(s) and date(s).**
- **CHAPERONES ARE FREE!**
- The museum can accommodate groups up to 20 students per program.

Your group can choose from the following programs OR one can be created for you by our qualified staff in art, history, science or animals:

PRESCHOOL/KINDERGARTEN FOCUS PROGRAMS

WHAT'S ON THE INSIDE?

WHAT'S ON THE OUTSIDE? You'll be introduced to the 'vertebrate' animals groups and learn what all of them have in common on the inside and what makes each group special on the outside.



Science Content Standards A1, B3, B4, C1, C3, C4, C10, C11

INSECT ADVENTURE—Learn all about the creepy crawlies that live around us through stories, hands-on encounters with live creatures, creepy crawly hunts and more special activities.

Science Content Standards A INQ.1, A INQ.4, A INQ.6, A INQ.9, K.1, K.2, 1.2, 1.3

THAT'S ART? You'll be introduced to different forms of artwork—painting, sculpture, drawing and collage then create your own masterpiece to take home.

Visual Arts Content Standards 1, 2, 3, 4, 5, 6

GRADES 1 - 2 FOCUS PROGRAMS

WHAT'S ON THE INSIDE? WHAT'S ON THE OUTSIDE?

You'll be introduced to the 'vertebrate' animals groups and learn what all of them have in common on the inside and what makes each group special on the outside.

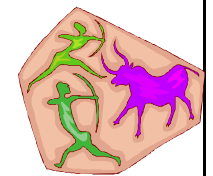
Science Content Standards A1, B3, B4, C1, C3, C4, C10, C11

INSECT ADVENTURE— Learn all about the creepy crawlies that live around us through stories, hands-on encounters with live creatures, creepy crawly hunts and more special activities.

Science Content Standards A INQ.1, A INQ.4, A INQ.6, A INQ.9, K.1, K.2, 1.2, 1.3

ART OF LONG, LONG AGO

What did the first artists use to make their paintings? Find out as you explore ancient creations and make your own painting with natural objects.



Visual Arts Content Standards 1, 2, 3, 4, 5, 6

GRADES 3 - 5 FOCUS PROGRAMS

WHO LIVES THERE? Whether in water or on land, animals learn to adapt to obtain everything they need in their habitat. Using live examples we will discuss different habitats and which critters make their homes in them.

Science Content Standards: 3.2, B3, B4; 4.2, B11; 5.2

WEB OF LIFE

Who eats who? In this class we will discuss what a food chain is and some significant parts of it. In an interesting game we will learn just how complicated the food chain is as well as get to meet some LIVE members of this fascinating web of life. Material will vary by grade.

Science Content Standards 3.2, B3, B4; 4.2, B10, B11